

FROMENTAL


Ponti
Lumière



Our homage to the great works of Gio Ponti. The huge asymmetrical marble slabs forming the floor of the Villa Planchart inspired this design. Large sheets of our silk Travertine are intercut and spliced together in a process of architectural scale marquetry. This craft combined with bold composition create a uniquely sophisticated and striking design statement.

FRONT COVER IMAGE Ponti in Cesari
Credit: Interior Design by Via. Architecture Ltd
RIGHT-HAND IMAGE Ponti in Planchard
Credit: Interior Design by Maddux Creative





ABOVE IMAGE Close-up of Ponti in Planchard
RIGHT-HAND IMAGE Close-up of Travertine in Orcus



Panels of our Travertine design are intercut on to silk to create this distinct, dramatic wallcovering.

Ponti R010

Fromental wallcoverings are hand-made to order, tailored for each room. From supplied elevations and floor plan, we will place the design and panel seaming to ensure optimal installation.

Technical Information

Material and Technique

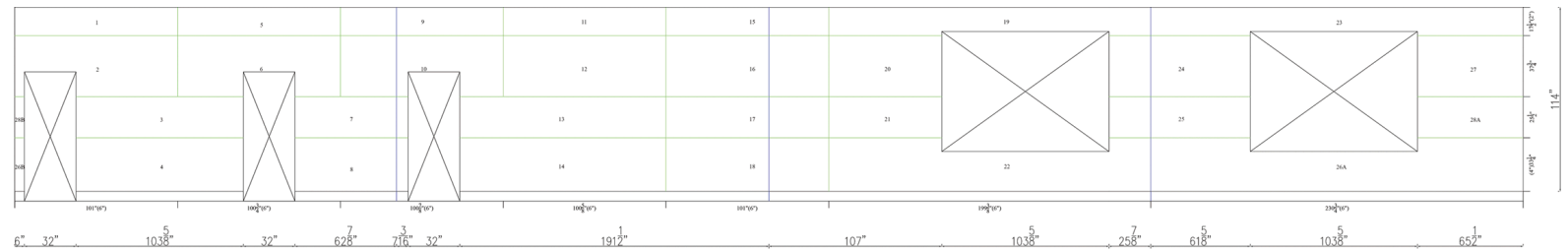
Intercut pieces of Travertine on paper-backed silk.

Design and Installation


Within our Ponti layout, colours of Travertine can be composed to fit your space. The composition of these colours can drastically alter the aesthetic of the room, creating infinite design possibilities.

This design is installed horizontally, panel widths and lengths vary per order. A panel plan will be tailored to the space, allowing for tolerance on wall height and at wall breaks. It is standard practice for shapes to be cut at the base of the wall, and also at wall breaks, e.g windows and doorframes.

Example Panel Plan



Example Miniature Layout



Standard Design Layout




Colourways



01 Appogia



02 Principi



03 Planchard



04 Cesari

FROMENTAL



Ponti in Appogia